

OVERLOAD RELAY 0.45...0.63 A FOR MOTOR PROTECTION
 SIZE S00, CLASS 10 FOR CONTACTOR MOUNTING MAIN
 CIRCUIT: SCREW CONN. AUX. CIRCUIT: SCREW CONN.
 MANUAL-AUTOMATIC-RESET



Figure similar

Product brand name	SIRIUS
Product designation	thermal overload relay
General technical data	
Size of overload relay	S00
Size of contactor can be combined company-specific	S00
Power loss [W] total typical	6.6 W
Insulation voltage with degree of pollution 3 rated value	690 V
Surge voltage resistance rated value	6 kV
Protection class IP	
• on the front	IP20
Type of protection	DMT 98 ATEX G 001
Protection against electrical shock	finger-safe
Equipment marking acc. to DIN EN 81346-2	F
Ambient conditions	
Ambient temperature	
• during operation	-20 ... +70 °C

- during storage
- during transport

-55 ... +80 °C

-55 ... +80 °C

Main circuit

Number of poles for main current circuit	3
Adjustable pick-up value current of the current-dependent overload release	0.45 ... 0.63 A
Operating voltage	
<ul style="list-style-type: none"> • at AC-3 rated value maximum 	690 V

Auxiliary circuit

Number of NC contacts	
<ul style="list-style-type: none"> • for auxiliary contacts 	1
Number of NO contacts	
<ul style="list-style-type: none"> • for auxiliary contacts 	1
Number of CO contacts	
<ul style="list-style-type: none"> • for auxiliary contacts 	0
Operating current of auxiliary contacts at AC-15	
<ul style="list-style-type: none"> • at 24 V • at 110 V • at 120 V • at 125 V • at 230 V • at 400 V 	3 A 3 A 3 A 3 A 2 A 1 A
Operating current of auxiliary contacts at DC-13	
<ul style="list-style-type: none"> • at 24 V • at 110 V • at 125 V • at 220 V 	1 A 0.22 A 0.22 A 0.11 A

Protective and monitoring functions

Trip class	CLASS 10
-------------------	----------

Short-circuit protection

Design of the fuse link	
<ul style="list-style-type: none"> • for short-circuit protection of the auxiliary switch required 	fuse gL/gG: 6 A, quick: 10 A

Installation/ mounting/ dimensions

Mounting position	with vertical mounting surface +/-135° rotatable, with vertical mounting surface +/- 45° tiltable to the front and back
Mounting type	direct mounting
Height	87 mm
Width	45 mm
Depth	78 mm
Required spacing	

• with side-by-side mounting	
— forwards	0 mm
— Backwards	0 mm
— upwards	0 mm
— downwards	0 mm
— at the side	0 mm
• for grounded parts	
— forwards	0 mm
— Backwards	0 mm
— upwards	0 mm
— at the side	6 mm
— downwards	0 mm
• for live parts	
— forwards	0 mm
— Backwards	0 mm
— upwards	0 mm
— downwards	0 mm
— at the side	6 mm

Connections/Terminals

Product function	
• removable terminal for auxiliary and control circuit	No
Type of electrical connection	
• for main current circuit	screw-type terminals
• for auxiliary and control current circuit	screw-type terminals
Type of connectable conductor cross-sections	
• for main contacts	
— solid	2x (0.5 ... 1.5 mm ²), 2x (0.75 ... 2.5 mm ²), 2x 4 mm ² max.
— finely stranded with core end processing	2x (0.5 ... 1.5 mm ²), 2x (0.75 ... 2.5 mm ²)
• at AWG conductors for main contacts	2x (20 ... 16), 2x (18 ... 14), 2x 12
Type of connectable conductor cross-sections	
• for auxiliary contacts	
— solid	2x (0.5 ... 1.5 mm ²), 2x (0.75 ... 2.5 mm ²)
— finely stranded with core end processing	2x (0.5 ... 1.5 mm ²), 2x (0.75 ... 2.5 mm ²)
• at AWG conductors for auxiliary contacts	2x (20 ... 16), 2x (18 ... 14)

Certificates/approvals

General Product Approval	For use in hazardous locations
--------------------------	--------------------------------



Declaration of Conformity	Test Certificates	Marine / Shipping
---------------------------	-------------------	-------------------



[Special Test Certificate](#)

[Type Test Certificates/Test Report](#)



Marine / Shipping	other
-------------------	-------



[Miscellaneous](#)

other

[Environmental Confirmations](#)

[Confirmation](#)

Further information

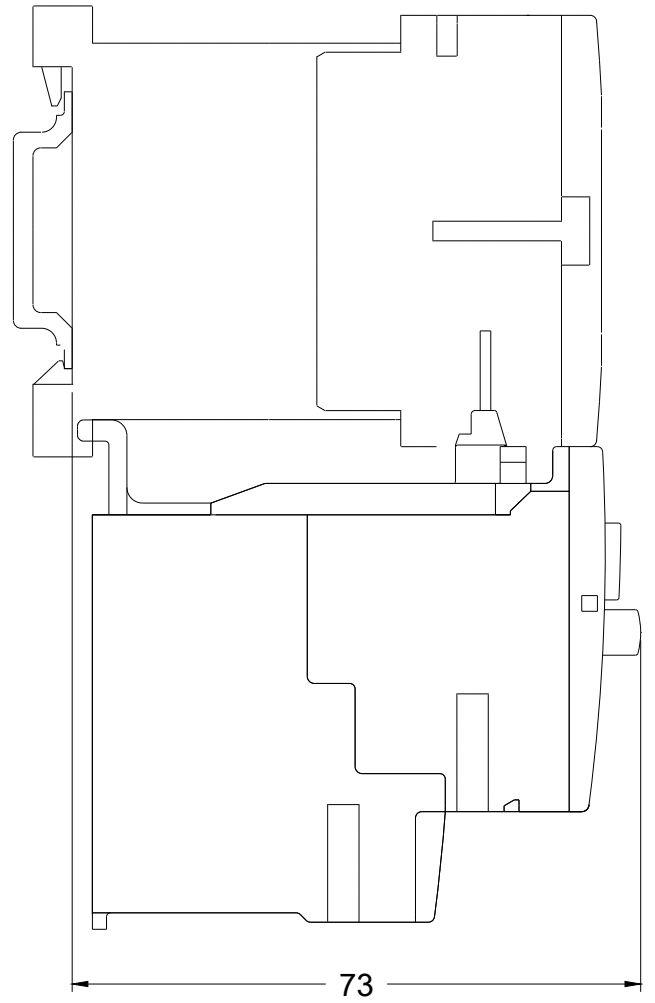
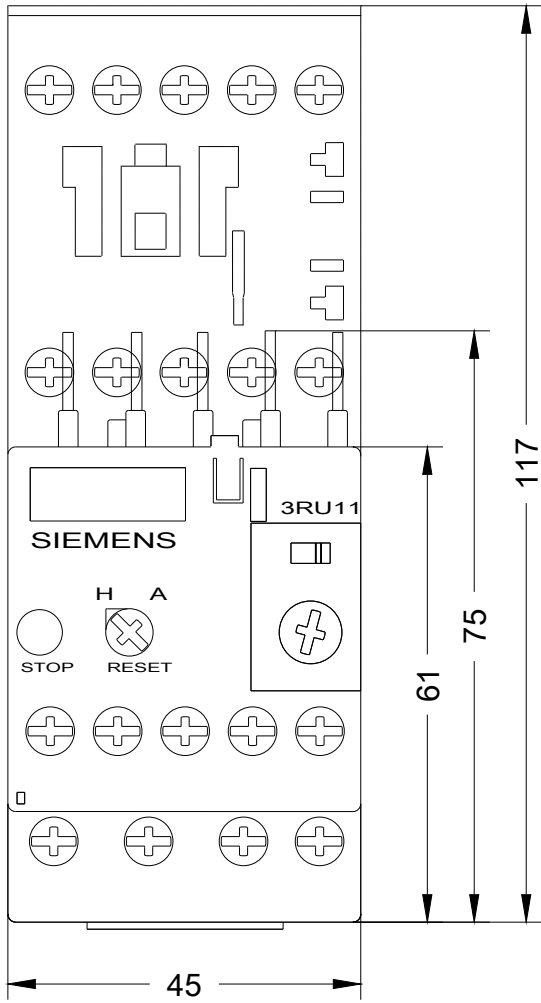
Information- and Downloadcenter (Catalogs, Brochures,...)
<http://www.siemens.com/industrial-controls/catalogs>

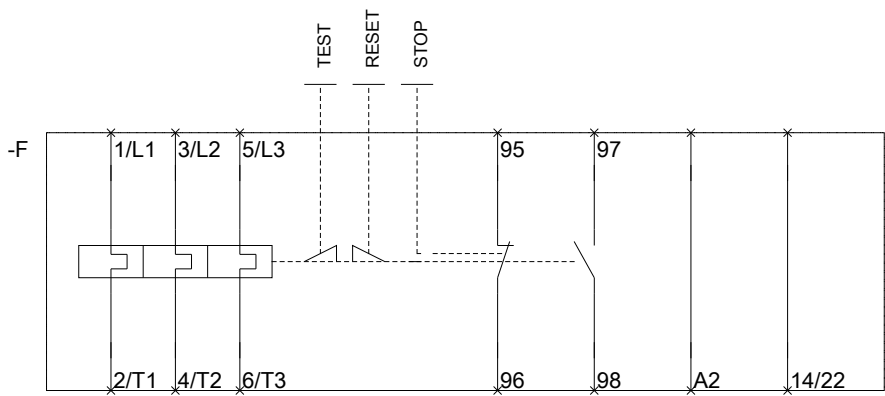
Industry Mall (Online ordering system)
<https://mall.industry.siemens.com/mall/en/en/Catalog/product?mlfb=3RU1116-0GB0>

Cax online generator
<http://support.automation.siemens.com/WW/CAXorder/default.aspx?lang=en&mlfb=3RU1116-0GB0>

Service&Support (Manuals, Certificates, Characteristics, FAQs,...)
<https://support.industry.siemens.com/cs/ww/en/ps/3RU1116-0GB0>

Image database (product images, 2D dimension drawings, 3D models, device circuit diagrams, EPLAN macros, ...)
http://www.automation.siemens.com/bilddb/cax_de.aspx?mlfb=3RU1116-0GB0&lang=en





last modified:

07/14/2017